

# STAR Cautious Income & Growth



Return Date: 2024/02/29

South African Rand

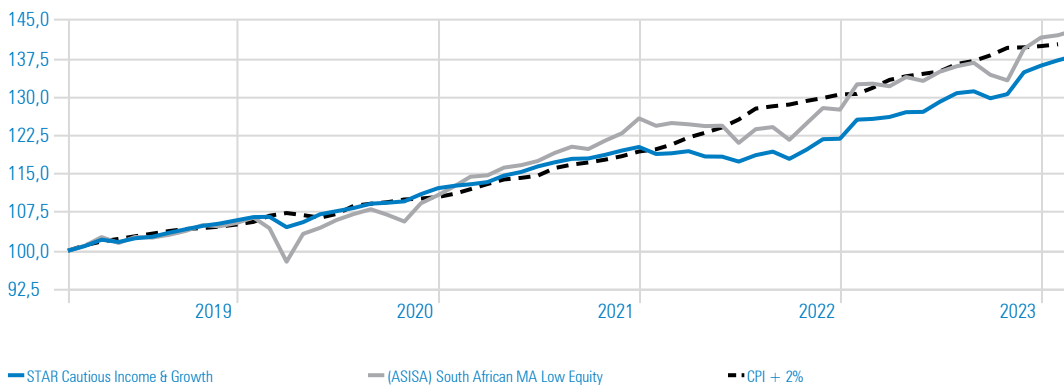
## Local Manager Commentary

Local markets continued their downward trend in February with selloffs throughout the market, as negative local sentiment increased further, with the FTSE/JSE ALSI losing (2.44)%. The Index is now down (5.31)%, for its worst start since 2020. Local inflation increased for the first time in three months, on the back of higher fuel and food prices, as consumer prices rose by 5.3%. The Rand continued its volatility ending the month at R19.19/\$, weakening (2.88)%. Local bonds also sold off during February, with the ALBI returning (0.58)%.

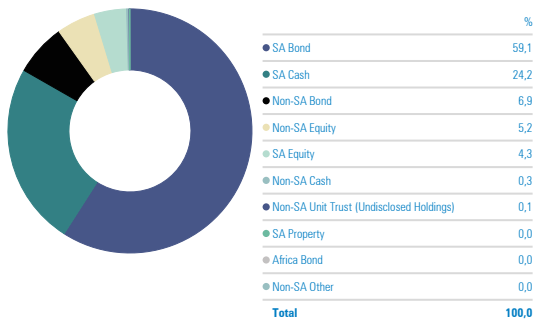
## Investment Objective & Strategy

Deliver a return equal to or greater than CPI + 2% p.a. over rolling two year periods with a Standard Deviation of less than 4%. Over any rolling one year period the portfolio should always deliver a positive return. The Portfolio is a Multi-Manager solution and will comprise at least two underlying funds and ideally a maximum of six underlying funds. Fund selection will be biased towards funds that have high Sortino Ratios, low downside expectations and have been managed through significant negative equity market conditions. The portfolio will invest in funds that allow the manager to make as many of the asset allocation decisions as possible. Manager selection will balance growth and value management styles. This portfolio is Regulation 28 compliant.

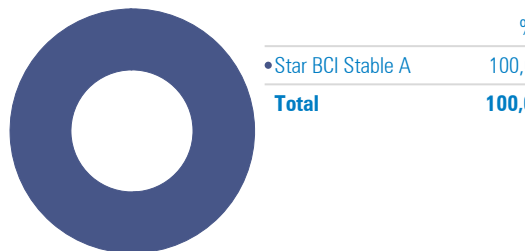
## Investment Growth



## Asset Allocation (SA) - STAR Cautious Income & Grow



## Portfolio Holdings - STAR Cautious Income & Growth



## Trailing Returns - STAR Cautious Income & Growth

Calculation Benchmark: (ASISA) South African MA Low Equity

	Return	Excess Return
3 Months	2,36	-0,21
YTD	1,38	0,41
1 Year	9,78	1,95
3 Years	6,91	-0,81
5 Years	6,66	-0,76

## Risk - STAR Cautious Income & Growth

Risk-free Rate: JIBAR 1 Month ZAR

	Inv	Bmk1
Std Dev	2,95	6,07
Sharpe Ratio	0,40	0,33
Loss Deviation	1,34	3,58
Sortino Ratio	0,60	0,47
Up Period Percent	86,67	70,00

## Monthly Returns - STAR Cautious Income & Growth

	Jan	Feb	Mar	Apr	May	Jun	Jul	Aug	Sep	Oct	Nov	Dec	Year
2024	0,77	0,61											1,38
2023	3,06	0,12	0,30	0,74	0,05	1,54	1,32	0,28	-1,04	0,62	3,27	0,96	11,72
2022	-1,14	0,12	0,35	-0,87	-0,03	-0,81	1,07	0,58	-1,18	1,51	1,72	0,07	1,34
2021	0,43	0,25	0,37	1,13	0,62	0,93	0,70	0,57	0,07	0,61	0,69	0,58	7,18
2020	0,59	0,06	-1,90	0,94	1,46	0,57	0,57	0,78	0,17	0,25	1,28	1,05	5,93
2019	0,76	1,21	0,93	1,21	-0,43	0,71	0,29	0,77	0,66	0,63	0,42	0,61	8,03

Source: Morningstar Direct

## Portfolio Information

### Portfolio Managers:

Star Investment Partners

### Portfolio Launch

March 2013

### Target Return

CPI + 2%

### Benchmark

(ASISA) South African MA Low Equity

### Risk Rating

Low ○ ● ○ ○ ○ High

### Regulation 28

Compliant

## Fees

TER\*: 1,74

\* Includes VAT. the TER has been calculated over a 12 month period ending December 2023.

## Disclaimer

The Portfolio may be closed to new investments at any time in order to be managed in accordance with its mandate. Permissible deductions may include management fees, brokerage, STT, auditor's fees, bank charges and trustee fees. The portfolio only invests funds with managers regulated by the FSB. The portfolio is a long-term investment. Performance figures are produced by STAR Investment Partners (Pty) Ltd, supplied by independent service providers, and are for lump sum investments with income distributions reinvested. STAR Investment Partners (Pty) Ltd is an Authorised Financial Services Provider. The previous month's change in inflation is used as an estimate for the current month (since inflation numbers are released one month in arrears). \*Returns are based on the strategic underlying weightings of the funds and will not exactly reflect individual client returns. All returns are net of fund management fees, but exclude advice and administration fees. Prior to portfolio launch date, the performance is pro-forma using the actual underlying fund performances and is net of all fees and expenses

## Contact STAR

STAR Investment Partners (Pty) Ltd  
FSP 19906

e: info@starip.co.za  
w: www.starip.co.za